

CATALYST



What's new with EnergyCAP?



Dan Flanigan

Chief Product Officer

Welcome to Catalyst 2025

Celebrating your
impact



We See You

We know how hard you work—balancing complex data, managing utility costs, supporting sustainability goals, and keeping everything running smoothly. Your work powers real impact across your organizations, and we're here to support you every step of the way.



Thank You for Making a Difference

This session is dedicated to you—our champions in energy, sustainability, and data management. Let's dive in!

Meet our Energy Manager, Jordan

Jordan spends his time:

- Monitoring energy usage and trends
- Wrangling energy costs
- Planning, executing and tracking energy projects
- Managing ad-hoc requests
- Generating reports and dashboards
- Coordinating with lots of other teams
- Supporting compliance, benchmarking, and regulatory goals
- Planning and negotiating energy spend



Starting the day with EnergyCAP

Problem

Budget meeting in 30 minutes!

Solution

Report 07

- Compare actual to budget values across meters, sites, or your entire organization
- Compare cost, usage, or both
- Use bills from external vendors or Chargebacks

Report 16

- List of bill import errors and details
- Quickly resolve bill kickouts

Imported	Imported By	Batch	Error Message	Bill	Begin Date	End Date
2/28/25	BILLCAPTURE	022825_BILLCAP	Unable to find Account: 124907-7 linked to Vendor Code:	Click for Image	01/29/25	02/28/25
2/28/25	BILLCAPTURE	022825_BILLCAP	Unable to find Account: 124907-7 linked to Vendor Code:	Click for Image	01/29/25	02/28/25
2/28/25	BILLCAPTURE	022825_BILLCAP	Unable to find Account: 3432755802 linked to Vendor Code: PGE	Click for Image	01/15/25	02/15/25
2/28/25	BILLCAPTURE	022825_BILLCAP	Unable to find Account: 293-228-210-0 linked to Vendor Code: HVWATER	Click for Image	01/14/25	02/15/25

University electricity costs								
Building name	Feb-25				Mar-25			
	Cost (\$)				Cost (\$)			
	Budget	Actual	Diff	Diff (%)	Budget	Actual	Diff	Diff (%)
	\$ 60,398	\$ 58,693	\$ 1,705	2.8%	\$ 58,020	\$ 58,937	\$ (917)	1.6%
10th & Central Garage	\$ 7,698	7785	\$ (87)	1%	\$ 6,780	\$ 7,102	\$ (322)	5%
Alpha Hotel	\$25,270	22609	\$ 2,661	11%	\$ 24,340	\$ 24,765	\$ (425)	2%
Campus Living Center	\$12,056	13215	\$(1,159)	10%	\$ 12,000	\$ 12,142	\$ (142)	1%
Food Sciences Complex	\$13,089	12997	\$ 92	1%	\$ 12,900	\$ 12,940	\$ (40)	0%
Twin Pines Garage	\$ 2,285	2087	\$ 198	9%	\$ 2,000	\$ 1,988	\$ 12	1%

Mid-morning: commodity deep dive

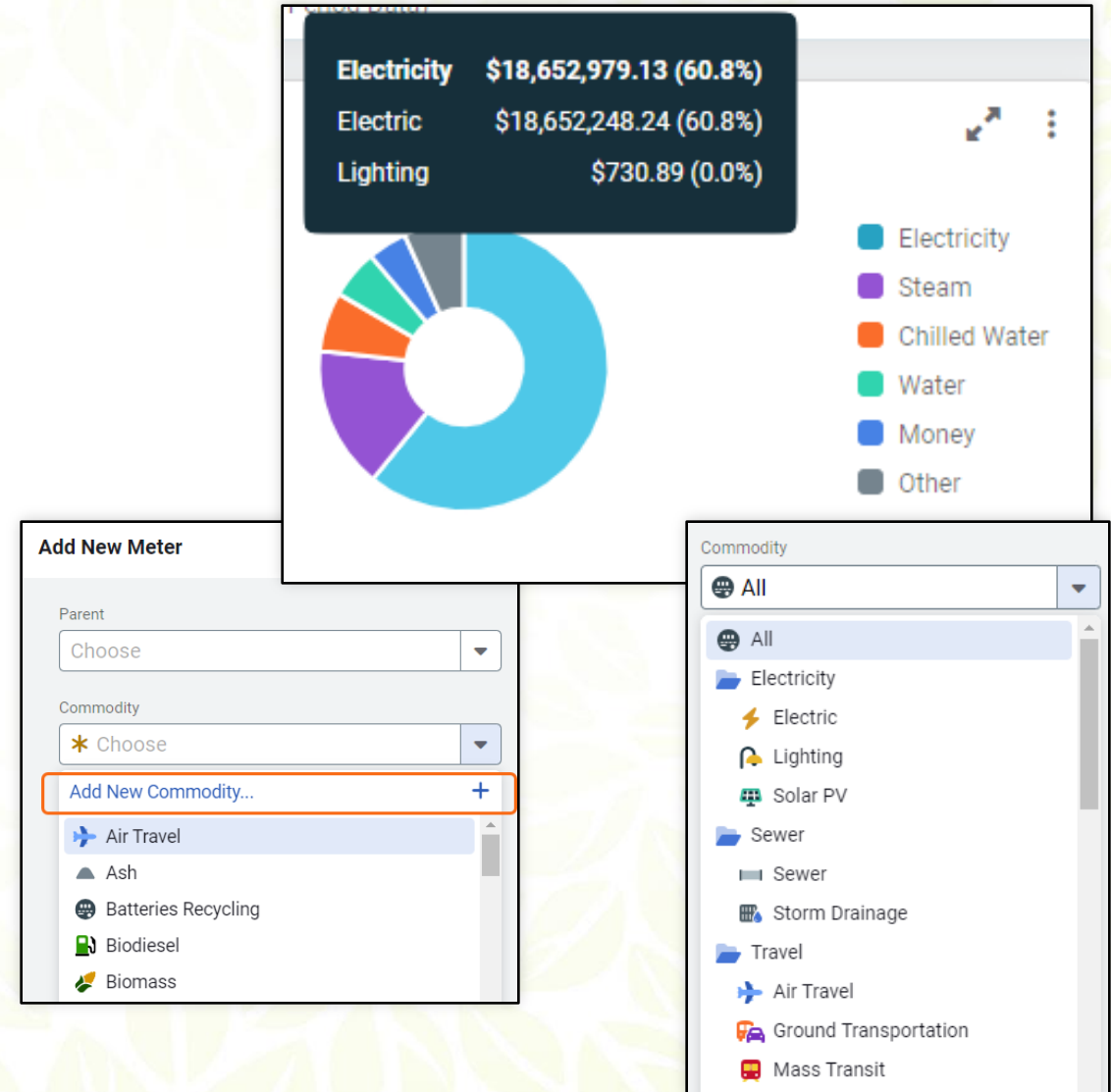
Problem

Colleague needs help comparing lighting vs building usage as part of total electricity usage across several sites.

Solution

Commodity categories

- Separate commodities into their individual sources
- See and report on use and cost data with deep granularity
- Use default categories or create your own



Lunch and an unexpected request

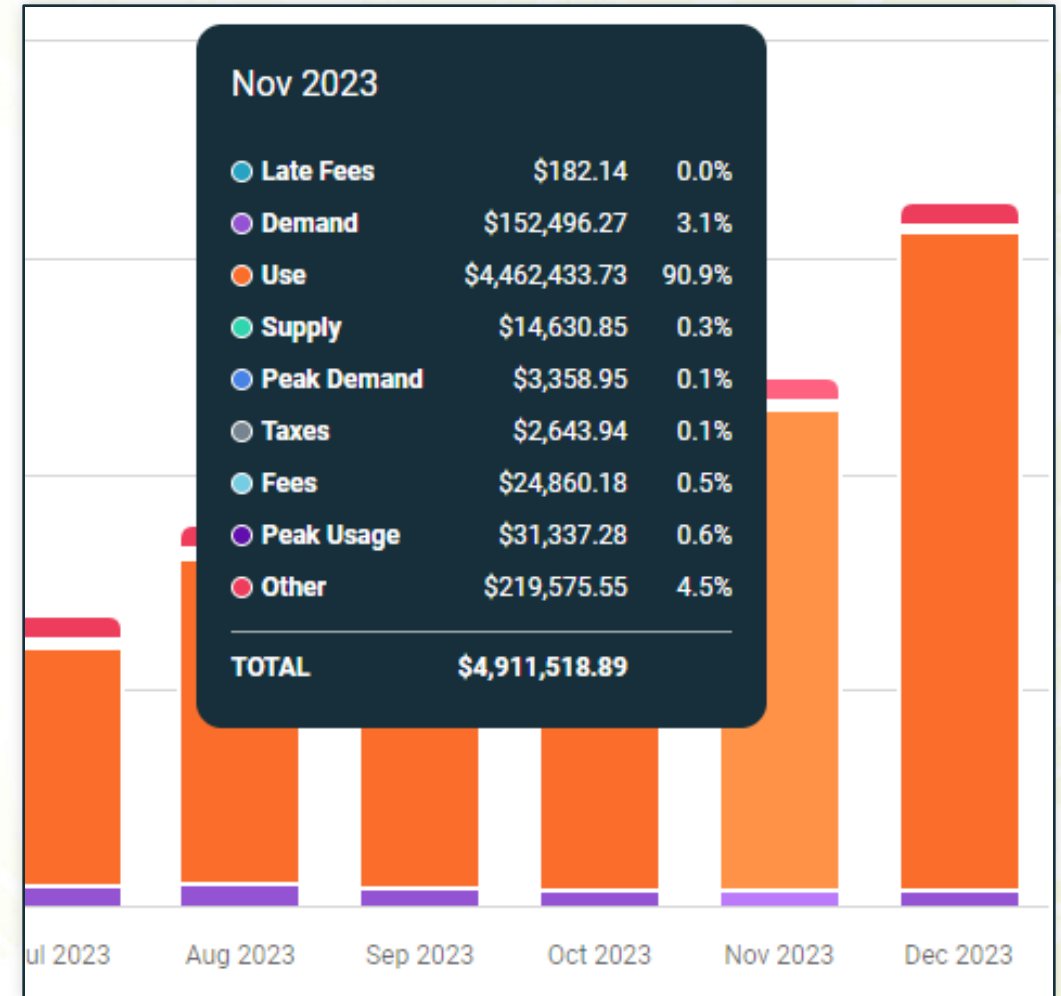
Problem

Leadership has a last-minute request to see utility cost information – minus taxes and fees.

Solution

Cost categories

- Create categories and assign different bill line types
- Understand actual utility use vs taxes, fees, etc.
- Track late fees



Afternoon carbon accounting

Problem

An auditor is going to need details on our PPA plan and emissions data, including supporting documentation, and bills that have multiple categories represented.

Solution

- Market and location-based emissions updates
- Quick and easy bulk category and factor updates
- Custom fields for emissions sources and collections

Emissions Source DetailsCancelSave

Status

Active

Inactive

Name

10th & Central Parking Garage-ELE02

Code ?

10TH & CENTRAL PARKING GAR-ELE

Type (commodity) ?

⚡ Electric

Parent collection ?

🏢 10th & Central Parking Garage

Scope category ?

Scope 2 - Purchased Electricity -

GHG factor ?

RFC East

×

Factor details

Scope category ?

Scope 2 - Carbon Offsets and Ad

GHG factor ?

⚡ Search

×

Factor details

GHG factor ?

⚡ Search

×

Factor details

☰

Sustainability Reporting

Custom Fields for Collections

Custom Fields for Sources

Show Inactive Sources

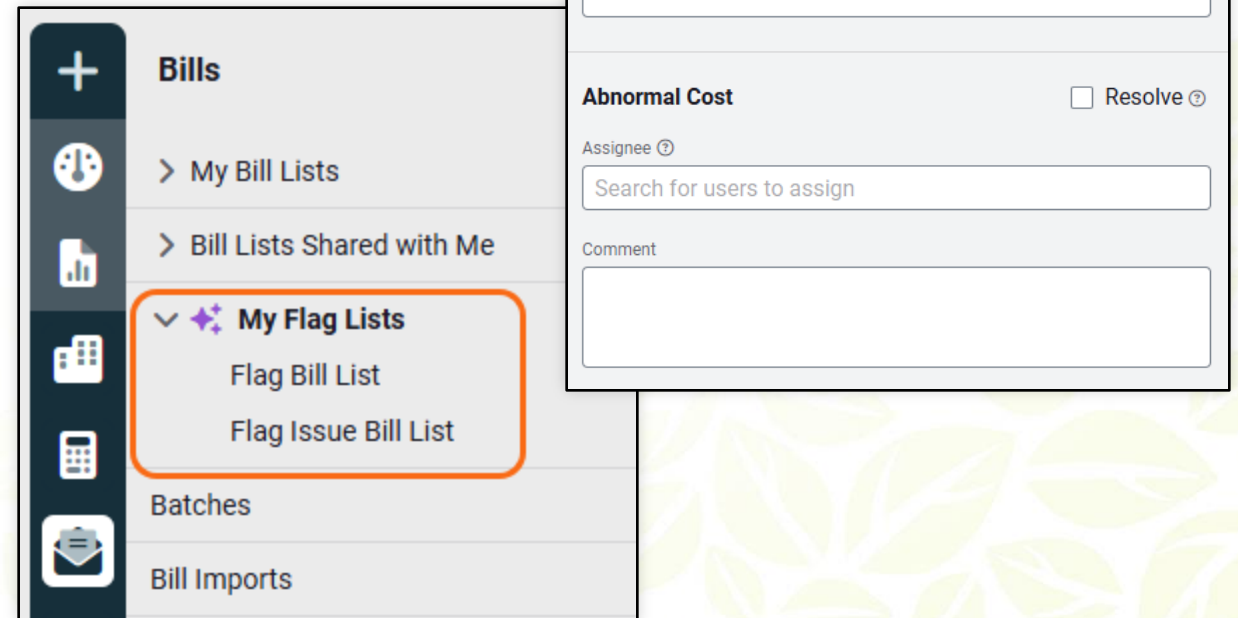
Mid-afternoon: managing utility bills

Problem

Lots to do! You've got bill flags to review, new bills to enter, and a dozen pressing issues waiting.

Solution

- Beefed-up bill flag management
- Issue management
- Bulk action
- Split account charges
- Status updates at-a-glance



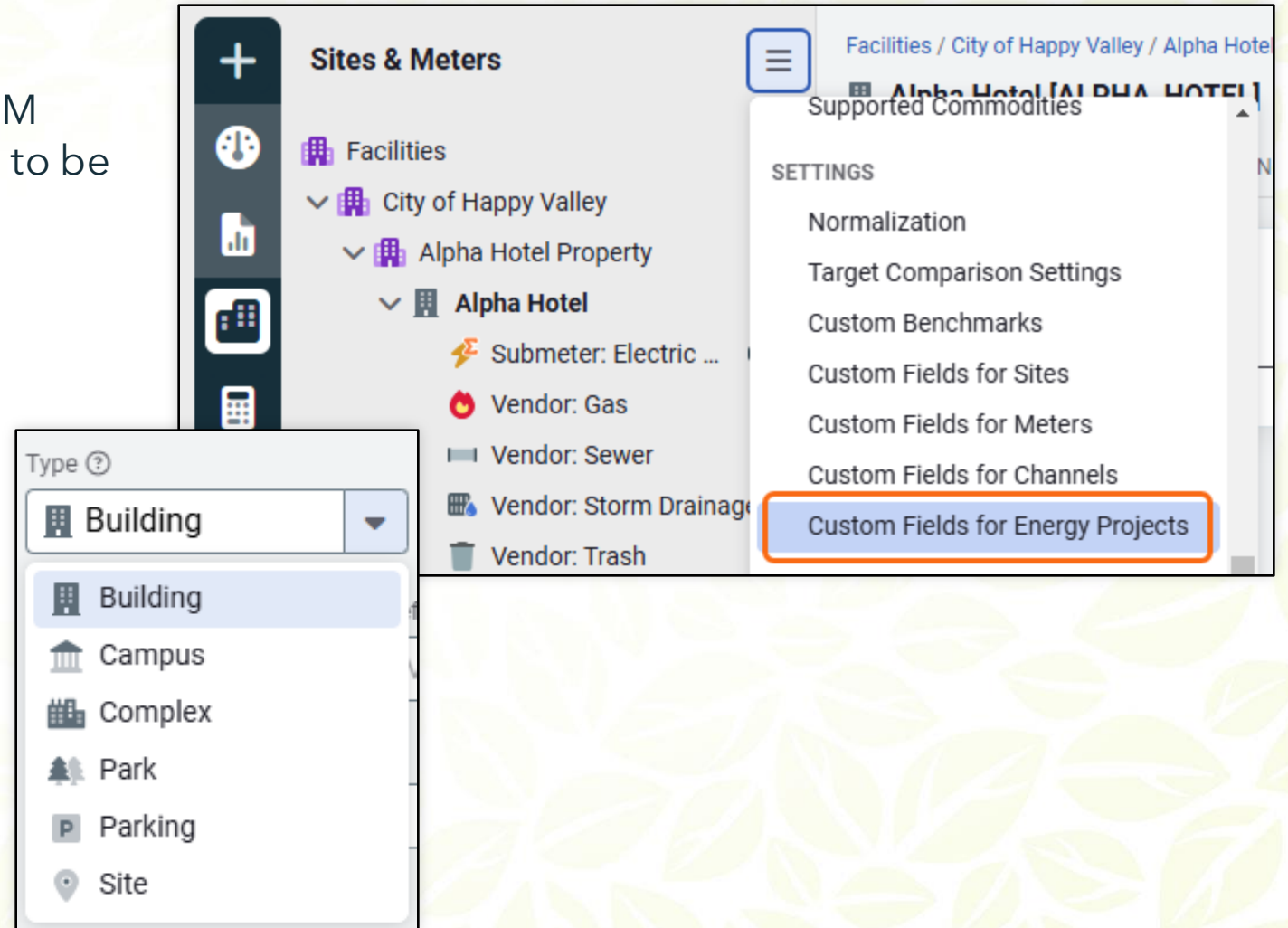
Ending the day with EnergyCAP

Problem

Tomorrow we're reviewing end of quarter ECM results. I need energy project documentation to be centralized and readily available.

Solution

- Custom fields for projects
- A simplified Energy Projects layout



EnergyCAP Academy // What's new



EnergyCAP Academy has a new home

...right inside Eco Champions!

Access learning, share ideas, and get support all in one place.



2 new free simulations

Hands-on, step-by-step simulations to walk you through key tasks.

- "How do I enter a bill manually in EnergyCAP?"
- "How do I manage my bill data?"
- Scan the QR code or visit Eco Champions



Just the beginning

All new content, practical tutorials, and an updated Academy are coming your way for free.

You asked, we listened—training resources, more of them, on-demand 24/7.

Coming soon: a new era for Smart Analytics



Smart Analytics is moving...into Utility Management

Get ready for a brand-new, reimagined version of Smart Analytics—rebuilt from the ground up as a seamless add-on to Utility Management.



What's new:

Fully integrated in the EnergyCAP platform

Modernized experience with a focus on usability and insights

Designed for existing Utility Management customers as an advanced analytics layer

Let's take a look

One solution, one price

Get everything EnergyCAP has to offer bundled into one powerful subscription:





- Utility Management
- Carbon Hub
- Smart Analytics
- Chargebacks
- Advanced accounting
- BI reports

No more picking and choosing. Just one platform, one price, and total control over your energy and sustainability data

...just one more thing

Introducing EnergyCAP Bill Pay

You've got best-in-class utility bill data management and reporting with EnergyCAP. Let us enter, audit, manage, **and pay** your energy bills.

-  Smarter payments start here
-  Perfect for EnergyCAP customers
-  Secure payment processor -- REPAY
-  Less busywork, more value

Ready to learn more?

Visit the REPAY booth, talk to your Sales Account Manager, or join the session at 12:45 pm today

Thank you!